


Harris doors®



With an exclusive range of custom built garage door products, as well as products from Australia's leading brand, B&D Doors & Openers, you are sure to find the perfect garage door and opener for your new or existing home from Harris Doors.

Check out our collection and feel free to drop in and discuss your requirements and design ideas with our highly qualified team. Harris Doors has been operating since 1988, and is one of the fastest growing retailers of garage door, automatic door opener and associated services in Australia.





Genuine western red cedar

We use only the best western red cedar, which is ideal for coastal properties and has a natural resistance to white ants and dry rot. These doors are just as durable as metal or fibreglass and are completely weather proof.

Constructed from 133 x 15mm VJ western red cedar glued and screwed horizontally to a 50 x 50 x 1.6 box section mill finish aluminium frame. Beautify your home with real, natural timber.

Options

Available in door sizes: 1485mm - 3050mm high & 1550mm - 6000mm wide.

This is raw cedar, we do suggest that at least a base coat of Sikkens is put on the door prior to installation to ensure the doors protection against the weather.

Option 1 BASE COAT: One coat of Sikkens HLS077 Pine in and out of the door.

Option 2 FULL STAIN: One coat of Sikkens HLS077 Pine in and out of the door and
Two Topcoats of Sikkens Supernatural (water-borne system) to the outside.

If you require another colour such as 006 Light Oak, 009 Dark Oak, 010 Walnut, 013 Silver Grey, 020 Ebony, 045 Mahogany, 048 Rosewood, 065 Olive Green or 085 Teak, you will need to order your western red cedar door RAW and have a professional painter apply the Sikkens of your choice on site. Harris Doors will not experiment with colours, please refer to notes below. You must stain your door immediately after installation before it is affected and stained by the elements. The cedar should not get damp or wet until fully sealed.

N.B. Colours shown are a guide only and may vary with different wood species, colour, grain and texture; whether surface is smooth or rough sawn. Cedar is only dressed on external face, not internal. Harris Doors will not be held liable for imperfections in mill finish aluminium on any of its cedar doors. Natural timber has a random, variable grain, colour pattern and knots which will be slightly different from door to door and cannot be avoided. The company will not accept claims for variations of colour pattern and/or grain.



Slatted cedar doors

Transform your garage or carport with a stylish western red cedar slatted door. Adding style and elegance to your home we construct the panels from 68 x 18mm DAR western red cedar slats which are screwed horizontally with a 40mm gap to a 50 x 50 x 1.6 box section powder coated aluminium frame. To ensure your door looks as stylish from the inside as the outside. This beautiful hand crafted door is ideal for coastal areas and will suit most council requirements as it allows plenty of ventilation.

Options

Available in door sizes: 1485mm - 3050mm high & 1550mm - 6000mm wide.

The frame & hardware will be powder coated satin black unless you advise otherwise. Powder coating the frame and hardware looks neater as you can see through this door in to the garage, helps the door run quieter and will help prevent rust if you are close to salt air.

N.B. Natural timber has a random, variable grain, colour pattern and knots which will be slightly different from door to door and cannot be avoided. The company will not accept claims for variations of colour pattern and/or grain.

We do NOT stain slats – cedar is raw and must be stained immediately after installation to ensure the door's protection against weather. Harris Doors will not be held liable for imperfections in mill finish aluminium on any of its cedar doors.

DAR slats are dressed all four sides.

Altache Cedarmasta®



A unique difference

This unique combination of 129mm western red cedar and 18mm clear, blue or black anodised aluminium decorative strips are glued and screwed horizontally to a 50 x 50 x 1.6 box section mill finish aluminium frame.

Options

Ask our representative about the option to powder coat your frame and hardware if your home is in a coastal, corrosive suburb. Or if you would just prefer your door to look as perfect on the inside as the outside.

This is raw cedar, we do suggest that at least a base coat of Sikkens is put on the door prior to installation to ensure the doors protection against the weather.


Option 1 BASE COAT: One coat of Sikkens HLS077 Pine in and out of the door.

Option 2 FULL STAIN: One coat of Sikkens HLS077 Pine in and out of the door and
Two Topcoats of Sikkens Supernatural (water-borne system) to the outside.

If you require another colour such as 006 Light Oak, 009 Dark Oak, 010 Walnut, 013 Silver Grey, 020 Ebony, 045 Mahogany, 048 Rosewood, 065 Olive Green or 085 Teak, you will need to order your western red cedar door RAW and have a professional painter apply the Sikkens of your choice on site. Harris Doors will not experiment with colours, please refer to notes to below. You must stain your door immediately after installation before it is affected and marked by the elements. The cedar should not get damp or wet until fully sealed.

N.B. Colours shown are a guide only and may vary with different wood species, colour, grain and texture; whether surface is smooth or rough sawn. Cedar is only dressed on external face, not internal. Harris Doors will not be held liable for imperfections in mill finish aluminium on any of its cedar doors.

Natural timber has a random, variable grain, colour pattern and knots which will be slightly different from door to door and cannot be avoided. The company will not accept claims for variations of colour pattern and/or grain.



Looks like timber, feels like timber but it's Knotwood!

Love the look of timber, hate maintenance? An exciting new line of aluminium timber slats set to “revolutionise” decorative timber.

Imagine the look of timber with the strength and durability of aluminium. Knotwood is aluminium that looks like wood. It is powder coated in a wood colour, then the wood grain pattern is added using a special process. As the grain is embedded right through the powder coated surface, it won't wear off.

And unlike wood that fades and requires constant maintenance, Knotwood does not fade, warp, split, twist, crack or burn.

Constructed from 65mm x 16mm slats screwed horizontally with approx 30mm gap to a 50 x 50 x 1.6 box section aluminium frame. As you can see through the door we powder coat the frame to the colour of your choice (satin black unless you advise different).

Options

Colour options: Atlantic Cedar, Jarrah, Light Oak, Western Red Cedar, Kwilla, Tassie Oak, Bush Cherry.

Available in door sizes: 1485 – 3050mm high & 1550mm – 6100mm wide.

Please ask our representative option 10, 20 or 40mm gaps or powder coat the hardware to match the frame.

N.B. The colours in the guide are as close to the actual colour as the printing process allows and vary from actual. If colour selection is critical, please request an actual sample or visit our showroom.

Smoothline



Launching into the latest range of contemporary, resilient garage doors

Smoothline doors are manufactured on the Gold Coast and are suited to any request up to 8 metres in a single panel. Smoothline Garage doors are produced in over 18 colours to coincide with any style home. Smoothline panel doors are manufactured in a smooth finish only, three boards per panel or ask us about a complimentary up-grade to a Premium model, where each panel has four boards. Or, for a small surcharge, Ultra, that has one board per panel.

Each board is individually brake pressed (not roll formed) then crimped to the adjoining boards to form one panel therefore adding strength and consistent design characteristics throughout the door. As each board is individually brake pressed the strength of the door lies in each board where as mass produced doors the strength lies in the top and bottom fold.

Smoothline Garage doors are manufactured from .55 BHP Colorbond® Steel.

Options

Available in door sizes: 1485mm - 3050mm high & 1550mm - 8000mm wide.


Ask us about up-grading to 1mm aluminium, powder coated to the colour of your choice.

Profile Options: Standard - three boards per panel
Premium - four boards per panel
Ultra - one board per panel

Door Type: Residential or light commercial sectional steel garage door.

As a unique difference why not consider replacing one of the boards with marine grade stainless steel or replacing the top panel with an acrylic Designmasta panel allowing more light?





Would you like to customise your garage to reflect your home and lifestyle?

Because the grain direction of the layers of veneer alternate, the panel is extremely strong. Plywood doors are available with or without cedar borders. We manufacture at our local Burleigh factory, using 6mm, raw, A grade marine plywood sheets which are fixed to 50 x 50 x 1.6 box section aluminium frame. Plywood sheets are fixed with sicoflex internally and C Brad nails externally.

Options

Available in door sizes: 1485mm - 3050mm high & 1550mm - 6000mm wide plywood.

Please ask our representative about the option to powder coat the frame and all B&D Panelmasta hardware (where possible).


Western red cedar borders and stain are optional.

Unless specified Harris Doors will manufacture borders and embossments with 68mm x 10mm western red cedar at our discretion. Please ask our representative to price this attractive option.


Plywood is raw and must be stained immediately after installation to ensure the door's protection against weather - please see page 2 for stain options available.



Timbagrain™



Timbagrain Cedar



Timbagrain Caoba

Love the look of timber but hate maintenance?

The new Timbagrain™ Colorbond® product from BlueScope Steel offers Australian customers a durable, Hi Tech and extremely attractive finish for your garage door requirements. Timbagrain is available in Classic Cedar or Caoba colours. It's light weight yet high strength, the Timbagrain Steel is designed smart and built tough to withstand the harsh Australian conditions. From the tropical climates to blistering sun, Timbagrain works to protect your garage doors.

The superior oven-baked finish ensures it stands the test of time and provides you with a finish that resists chipping, peeling and cracking as well as being non-combustible and termite resistant. You can rely on BlueScope Steel to protect your investment. Call our helpful staff at Harris Doors to experience the Timbagrain garage doors solutions.

N.B. The colours in this guide are as close to the actual colour as the printing process allows and vary from actual. If colour selection is critical, please request an actual colour sample from us.



From left: **Standard Range**
Cedar, Standard, Jarrah

Below from left: **Classic Range**
Cedar, Standard, Jarrah,
Honey Blonde



Individually hand painted

We are proud to introduce Timbertone®, an economical alternative to real timber or Western Red Cedar doors, with its toning and different shades it creates the look of real timber. Timbertone is a wet painted finish applied in a way to mimic the look of timber on a new or existing sectional garage door, with the advantages of very low maintenance and cost! Timbertone is available in a range of colours: light, medium or dark Timbertone, Jarrah, Cedar or Honey Blonde. For an additional charge a classic grain effect can be put through the above colours to give the appearance of a thick timber grain.

As every Timbertone door is hand painted, just like natural timber each door will have its own variable grain and colour pattern which is inherited in the timber simulation process and cannot be avoided.

We can make your old Colorbond® door look like new.

N.B. The colours in this guide are as close to the actual colour as the printing process allows and vary from actual. If colour selection is critical, please request an actual colour sample from us. Timbertone paint has a random, variable grain and colour pattern which is inherent in the painting process and may vary from door to door, it cannot be avoided. The company will not accept claims for variations of colour pattern and/or grain. Please visit our showroom to view our actual samples.

Slatmasta®



Fashionable & chic

This innovative product is designed to eliminate labour intensive costs i.e. aluminium, welding and powder coating Slatmasta® is available in the full Colorbond® range and is ideal to suit most council ventilation requirements.

Slatmasta is Colorbond® steel, which is folded in to box section slats to eliminate sharp edges. It can be manufactured with approximately 80mm slats with a gap of your choice. (Varies to door height) to form an evenly distributed slat throughout the door. The door is of the overhead sectional door type but when closed it forms the appearance of one panel. The vertical styles can be of a contrasting colour to the horizontal slats.

Options

Available in door sizes: 1485mm - 3050mm high & 1550mm - 7500mm wide.

Slatmasta 80mm Slat with 40mm, 30mm and 20mm gap.

Please ask our representative about the option of powder coating your B&D Panelmasta hardware.

Aluminium Slats



Ideal for coastal areas

Strong, durable, powder coated aluminium slats, with its beauty and strength will stand the test of time. Slatted doors will meet most council requirements. Aluminium slatted doors are manufactured at our Burleigh factory using 65 x 16mm aluminium slats, 30mm gap welded to a 50 x 50 x 1.6 box section aluminium frame, powder coated to standard colour of your choice. Gap size varies depending on door height.

Options

Available in door sizes: 1485mm - 3050mm high & 2450mm - 6000mm wide.

Please ask our representative about the option to powder coat all B&D Panelmasta hardware (where possible) or having a 10/20/40mm gap between the slats.



Louvremasta®



Privacy & ventilation

Louvremasta is blades of Colorbond® steel, which are folded to eliminate sharp edges. It is fitted to the Colorbond frame as louvres to hide the stiles giving the appearance of long louvre blades. Louvremasta is ideal for most carports as it allows privacy and ventilation.

The door is of the overhead sectional door type but when closed it forms the appearance of one panel.

Louvremasta® is versatile as it can be introduced throughout your home as panelling, fencing, gable ends and gates.

Options

Available in door sizes: 1485mm - 3050mm high & 1550mm - 7500mm wide.

Please ask our representative about the option of powder coating your B&D Panelmasta hardware.

Louvred Aluminium Door



In vogue & modern

Ideal for modern contemporary homes allowing ventilation whilst maintaining your privacy. Aluminium Louvred panel doors are manufactured at our Burleigh factory using 65 x 16mm aluminium slats welded louvre style, straight through with internal stiles to a 50 x 50 x 1.6 box section aluminium frame. Powder coated panels only.

Options

Available in door sizes: 1485mm - 3050mm high & 2450mm - 6000mm wide.

Please ask our representative about the option to powder coat all B&D Panelmasta hardware (where possible).

The stiles are welded internally giving you full, un-broken slats, however you can request external styles and have your door appear in sections.

100mm aluminium blades Elliptical

Elliptical Louvres

A wider aluminium blade is available, 100mm elliptical. Max width 5100mm.



Bar Type Panels



Ideal for commercial applications

Secure and strong our bar type panel door is great for residential or commercial applications as it's strong and attractive, adhering to most council requirements.

Bar panels are manufactured at our Burleigh factory from 25mm horizontal rods running through a 50 x 50 x 1.6 box section aluminium frame (3 rods per panel). The door and Panelmasta hardware are then powder coated to the colour of your choice.

Please ask our representative about up-grading your standard Panelmasta® hardware to high cycle springs and photo electric safety beams for commercial applications.

Options

Available in door sizes: 1485mm - 3050mm high & 1550mm - 6400mm wide.

Pearl and special powder coat colours are also available at a small surcharge.

Alternatively, for a surcharge, you may choose Amplimesh inserts instead of rods for commercial buildings. (below right)

For added security an aluminium flat sheet can be fitted behind the top panel preventing the reach of the manual release.



Composite Panels



Alucobond® is shaping the future

Alucobond® consists of two sheets of smooth .02" aluminium thermobonded to a polyethylene core in a continuous process.

Alucobond® sheets are fitted to 50 x 50 x 1.6 mill finish box section aluminium frame, with 3mm black acrylic strips between panels to give the door clean, defined straight lines.

Alucobond® sheets are pre-finished with a premium Kynar® coil coating that is available in a spectrum of attractive standard colours along with any custom colour you desire. To allow for imaginative design and creativity, Alucobond® sheets come in a variety of lengths and widths.

Alucobond® doors are manufactured at our Burleigh factory.

View the wide colour range at www.alucobond.com.au

Options

Available in door sizes: 1485mm - 3050mm high & 2450mm - 6400mm wide.

Please ask our representative about the option to powder coat the frame and all B&D Panelmasta hardware (where possible).

Designmasta



Tailored to suit your architecture

Harris Doors are proud to present Designmasta. A new, innovative, custom made garage door for any home. Designmasta starts from a 50 x 50 box section, welded aluminium frame. Colorbond® or powder coated frame covers are used with your choice of inserts. Design your own door! (Various inserts are available). The frame coverings and inserts can be changed easily in the event of damage, or changed to keep up with current fashions and trends. Designmasta is strong, quiet, reliable and can be built to suit single or double door openings.

The quantity of embossments along the panel will vary according to door sizes. Mini Orb and Makrolon multi wall doors are able to be manufactured with no flat flashings going vertically along the panels. That's right, the mini orb or lazer light runs the entire length of each panel un-broken for a more contemporary modern design.

Options

Upgrade from 3mm acrylic to 6mm.

Insert Options

Acrylic (3mm)

1. Matt Opal
2. Opal
3. Tinted

Alternative

4. Prop Plate
5. Perforated Aluminium
6. Aluminium Flat Sheet
7. Aluminium Checker Plate
8. Makrolon Multi Wall (Lazer Light)
9. Mini Orb



Mix 'n' Match

If you do not like any of our designs you can choose a range of different designs and integrate them to create your own unique door.



Options

Please ask our representative about the option to powder coat the frame, flashings (frame cover) or all B&D Panelmasta hardware (where possible).

N.B. Zinalume, like mill finished aluminium is a raw untreated steel product and does not have a protective coating. Harris Doors will not be held liable and will not accept any warranty claims for manufacturing markings that may occur. We suggest selecting a Colorbond® colour or alternatively suggest powder coating.



Builders choice

B&D Panelmasta® doors provide strength and reliability, at an affordable price. Panelmasta doors are manufactured in a range of vibrant Colorbond® colours and offer a choice of modern designs.

The specially designed tongue and groove section joint adds to the strength of the panel as well as providing a weather resistant seal between the sections. The low friction nylon rollers are designed to reduce vibration and noise, and all Panelmasta door hardware is designed for maximum strength and is crafted in galvanized steel to guard against corrosion.

Available in a choice of smooth or woodgrain textured finish. Optional windows are also available in the Classic™ or Caprice™ models.

The B&D Slimmasta® has a shiplap: 'weatherboard' pressing that fits in well with modern building designs. Available in a smooth finished surface only, and in a limited colour selection. Please pick up one of our Panelmasta brochures for full details on the Panelmasta and Slimmasta collection.

Options

Classic available in door sizes: 1485mm - 3050mm high & 1751mm - 7100mm wide.

Caprice available in door sizes: 1485mm - 3050mm high & 2330mm - 3100mm, 3464mm - 4450mm and 4597mm - 7100 wide

Contemporary available in door sizes: 1485mm - 3050mm high & 1751mm - 6100mm wide.



Doors & Openers®

THERE'S SO MUCH MORE BEHIND A B&D DOOR

N.B. All B&D Panelmasta doors will be installed with a wood grain textured finish unless you specify other wise in order at the time of placing your order excluding Slimmasta. With 'smooth finish' doors, 'shadowing' in the panel surface will be more evident. (Shadowing is the rippling that occurs as a result of roll forming/pressing flat sheet steel. B&D Panelmasta doors cannot be powder coated and are only available in the Colorbond® range of colours.

Colour Options

Authentic BlueScope Colorbond® Steel – don't be fooled by imitations!

COLOUR RANGE

Off White¹ / Surfmist®

Smooth Cream¹ / Classic Cream™

Merino¹ / Paperbark®

Gull Grey¹ / Shale Grey™

Sand Bar¹ / Sandbank®

Birch¹ / Dune®

Armour Grey¹ / Windspray®

Evening Haze®

Bush Plain¹ / Bushland®

Mist Green¹ / Pale Eucalypt®

Rivergum¹ / Wilderness®

Jasmin Brown¹ / Jasper®

Monument™

Loft®

Iron Grey¹ / Ironstone®

Heritage Red¹ / Manor Red®

Caulfield Green¹ / Cottage Green®

Slate Grey¹ / Woodland Grey®

Mountain Blue¹ / Deep Ocean®

Blue Horizon¹ / Blue Ridge™²

Wheat²

Stone²

Ebony¹ / Night Sky™²

Timbagrain™ Classic Cedar³

Timbagrain™ Caoba³



1. Refers to generic industry name.
2. Non standard colours, speak to us for more details.
3. Timbagrain colours.
4. The colours in this guide are as close to the actual colour as the printing process allows and vary from actual. If colour selection is critical, please request an actual colour sample from us.
5. Slimmasta doors are only available in Surfmist, Paperbark and Classic Cream.
6. Due to plastic being inside the internal stiles for additional strength powder coating is no longer an option for Panelmasta doors.

AT Openers

formerly ATA - Automatic Technology Australia



GDO-6v3



GDO-9



GDO-11

automatic
TECHNOLOGY

smart | simple | secure



Smart | Simple | Secure

Harris Doors have been using AT's motors since 1989. Why? Because Automatic Technology design and manufacture the world's most exciting and innovative range of gate and door automation products.

Based in Victoria, Australia, AT's philosophy of an unmatched commitment to automation research ensures their range incorporates the latest electronic and mechanical technologies.

All AT motors are **quiet** and **efficient** to run, with **soft start/soft stop** DC motors, feature a **courtesy light** and utilise the evolutionary **TrioCode™** coding technology to make interference history.

All units are compatible with optional accessories like **Battery Backup** and **SmartSolar™**.

GDO-6v3 EasyRoller® roll up door opener

The Australian-designed GDO-6v3 EasyRoller® continues to set the standard for rolling garage door openers around the world. Why? It's easy-to-install, requires only 40mm of side room and lifts doors up to 16.5m² in size.

GDO-9 Dynamo™ and Enduro™ overhead door openers

- **GDO9 Dynamo Quiet 800N 24VDC Motor with steel rail & chain** with precision gearing provides immense door shifting torque with only a peak 68dB of noise. With a travel speed 130mm/sec, transformer rating of 100VA, it will lift doors up to 16.5m² in size.
- **GDO9 Enduro Quiet 1000N 24VDC Motor with ALUMINIUM rail & belt** for an even quieter option. Pre-assembled C-Rail for quieter, quicker, neater and safer installs, with flush-to-ceiling mounting capability, with only a peak 68dB of noise. Travel speed 110mm/sec, Transformer rating 150VA, lifts doors up to 18.0m² in size

Both feature a super quiet 24V DC motor with advanced soft start/soft stop.

GDO-11 overhead door opener

Size isn't everything...Designed for common domestic doors up to 13.5m², the GDO-11 provides all of the safety and security features of our bigger units. Despite its small size, the GDO-11 features a 650N Quiet DC motor with soft start soft stop, TrioCode™ technology, safety reversing systems and a steel C-Rail & chain.

Power to be supplied by others.



Marantec

Marantec - *The World's Quietest Opener*

Marantec is a quiet DC motor with belt driven operation, the Rolls Royce in garage door operation. The Marantec series of high quality residential garage door opener systems are Comfort 220.2 / 250.2 / 252.2. The quality solution for every door.

Marantec systems are designed to perform, built to last and guaranteed to provide years of smooth, trouble-free operation with their sleek, contemporary looks and new colours of soft beige and black, meet the demands of what you would expect in a garage door opener system.

The protection of your family is of the utmost importance when you are considering the purchase of a new garage door opener system. With intelligent and trendsetting design, this operator series meets all the modern requirements for garage door operators and has been tried and tested for years. With motors of varying strength and various extension possibilities, this series offers a customised solution for all situations. This quiet DC motor is a must to up-grade your current motor, don't settle for anything less than the latest in German technology. For up-and over doors, sectional doors (single and double walled), retractable up and over doors and canopy doors:

	Comfort 220.2	Comfort 250.2	Comfort 252.2
Maximum door width:	5.0m	5.5m	6.0m
Maximum door weight:	100kg	175kg	200kg
Maximum parking lots:	8	14	24
Maximum daily operations:	16	28	48

Perfect and intelligent solutions for all kind of garage doors - the Comfort range offers optimal quality and perfect functionality. With safety and comfort like in modern cars.

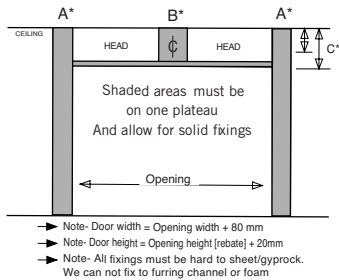
- Incredibly quiet 24 - Volt DC motor
- Ideal for two storey houses
- No vibration or noise heard due to the use of an enclosed (toothed) belt-drive rail
- No unsightly chains or poles unique Soft Start/Soft Stop function to reduce noise and mechanical wear.

Warranty period applies from date of purchase, a copy of your invoice will be required as proof of purchase. Warranty claims are excluded for consumables and parts subject to wear e.g. fuses, batteries, light bulbs, mechanical braking systems, remotes etc. Harris Doors will cover the first 12 months parts, call out fee and labour. Marantec will cover a further 4 years on parts only excluding Harris Doors labour. Warranty void if the door is not serviced and maintained annually by Harris Doors. In the event of repair or replacement as a result of filing a warranty claim there is no entitlement to an extension of the warranty period. There is no entitlement to claims for expenses for removal and installation, inspection of corresponding components and claims for loss of revenue and compensation. For further terms and conditions please visit www.marantec.com.au.

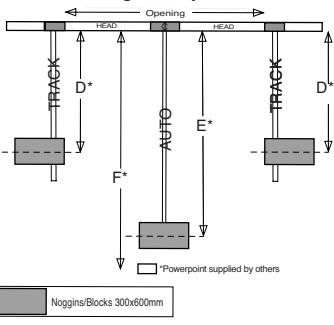
Installation

Be safe – get it right

*Please follow diagram for proper installation
Opening – From inside looking out



Ceiling- Birds eye view



A* Track Fixings/Side Room

A minimum of 130mm is required for 'Standard Headroom' installations.
A minimum of 150mm is required for 'Low Head Room' installations.

Fixings need to travel 350mm above door height.
Door overlap approx 40mm each side.

B* Spring/Boom Fixings

Very important to make this a solid block for it takes the weight of the door. Block needs to be 300mm wide and to the ceiling or 350mm above 'Door Height'.

C* Standard/Low Head Room Gear

'Standard Headroom' requires a minimum of 320mm to 350mm above 'Door Height' depending on type. 'Low Head Room Gear' front mount requires 220mm. 'L.H.R.G.' rear mount is possible with 175mm above door. L.H.R.G carries a surcharge.

D* Horizontal Track Fixings

Door Size up to 2135mm [height] D*=2400mm
Door Size 2140mm-2480mm[height] D*=2700mm
Door Size 2485mm-3050mm[height] D*=1600mm & 3200mm [2x Blocks]

E* Auto Fixings

[Please refer to quote for auto options]
ATA GDO9 [Door size under 2450mm in height] E*=3200mm
ATA GDO9 [Door size over 2450mm in height] E*=3700mm
MARANTEC SZ11 Rail E*=2900mm
MARANTEC SZ12 Rail E*=3100mm
MARANTEC SZ13 Rail E*=1700mm & 3400mm [2x Blocks]

F* Power Point

Door size under 2450mm high
F* = 3500mm & 250mm off centre
Door size 2450mm-3050mm high
F* = 4100mm & 250mm off centre

Harris Doors quotes DO NOT include the supply or installation of power points.

A qualified electrician is to install prior to door/opener installation.

Unless quotes state, we do not dismantle or dispose of existing doors or columns.

There is NO warranty on the re-installation of existing door or motor parts or openers.

All quotes are subject to our terms and conditions of trade, please contact our office for a copy.

All new doors or motors carry a 12 month warranty from date of installation and a copy of your tax invoice number will be required at time of calling through rectification for proof of purchase.

The company reserves the right to make changes or improvements to the products or accessories without notice and without incurring any obligation to make similar changes or improvements to goods previously ordered.

The colours in this guide are as close to the actual colour as the printing process allows and vary from actual. If colour selection is critical, please request an actual colour sample from us.

Prior to installation your garage must be clear and empty for the installer to work in due to WPHS obstacle and issues.

Harris Doors cannot be liable to any damage sustained on installation for pre existing faulty/aging brick work.

Thermally insulate your garage door today



Energy Efficient • Cool in Summer • Warm in Winter

Make your home energy efficient and lower your electricity bills. Lightweight enough that it will not affect your garage door springs Harris Doors can thermally insulate your new garage door today.

EPS

EPS is one of the fastest growing insulation products because of its stable R-value and recognised energy efficiency. We use 40mm SL expanded polystyrene (EPS) which is lightweight, strong, durable and unaffected by humidity. The shock absorbing properties and other qualities of EPS foam, combined with its low cost make it a popular insulation material. The method of calculating EPS properties is simple: the thicker and denser the EPS, the better the insulation or thermal resistance (R value). The R Value on 40mm EPS is .95.

In addition to your choice of a new sectional overhead garage door, the insulation pack consists of: EPS insulation with a white, durable, easy to wipe clean interior polyester resin coated finish.

REFLECTA-GDI™

Green Insulation™ is proud to introduce Reflecta-GDI™, the future of garage door insulation. The GDI product is a breakthrough in protecting the insulation surface from oxidation and corrosion. This protective coating provides for a sustainable long term R-value. The highly reflective garage door insulation is made up of two layers of pure aluminium foil reflecting up to 97% of radiant heat. Each layer of foil is heat laminated to a tough layer polyethylene sandwiching air pockets for thermal insulation.

Double Door Pack: (RGDI20): 16 standard sections
(Roll size W 500mm x L 20m x Thickness 13.5mm Av 4.5kg)

Single Door Pack: (RGDI10): 8 standard sections
(Roll size W 500mm x L 10m x Thickness 13.5mm Av 2.25kg)

Australian Compliant.

Options

To maximise the insulation value it is recommended that jamb and head seal kits be added.



When it comes to product knowledge, advice and installation, you know you can trust B&D Accredited Dealers. We're fully trained by B&D and tested every 6 months to ensure we retain the highest standards. Ask us for more information about how choosing Harris Doors, a B&D Accredited Dealer, can benefit you.



CONTACT US

Our fully trained staff at Harris Doors are very happy to have you visit our showroom and discuss your garage door requirements with us.

Alternatively we recommend you phone our office and speak to one of our highly experienced staff regarding our full range of garage door services.

Our showroom is located at:

26 Fremantle Street

Burleigh Heads, Queensland, Australia, 4220

Phone: (07) 5593 6030 Fax: (07) 5593 6040

sales@harrisdoors.com.au

www.harrisdoors.com.au

Office Hours 7.30am - 4pm Monday - Friday

B&D Australia P/L T/A Harris Doors - ABN 25 010 473 971

Notes / Information



an  alesco company

- a) B&D Doors, in domestic and industrial/commercial applications, are covered by a 12 month warranty, conditional on proper care, as recommended in the door's handbook. Full details of the warranty are available from www.bnd.com.au. 12 month warranty only applies to doors purchased and installed in Australia or New Zealand. Warranty only valid if warranty conditions are met.
- b) For areas within one kilometre of a corrosive environment e.g. salt air or industrial fallout, special care and maintenance are generally required for metal products. Consult B&D or your B&D Accredited Dealer for advice.
- c) The company reserves the right to make changes or improvements to the products or accessories without notice and without incurring any obligation to make similar changes or improvements to goods previously ordered. Specifications subject to change without notice.
- d) Prefixed Trademarks are trademarks of B&D Australia Pty Ltd.
- e) B&D products have many patents and registered designs applicable.
- f) * While BlueScope Steel Limited is our preferred supplier, steel products from another sources may also be used.
- g) Details correct at date of publication.

B&D Doors is a division of B&D Australia Pty Ltd,
an Alesco company ABN 25 010 473 971 © 2010 B&D Australia.